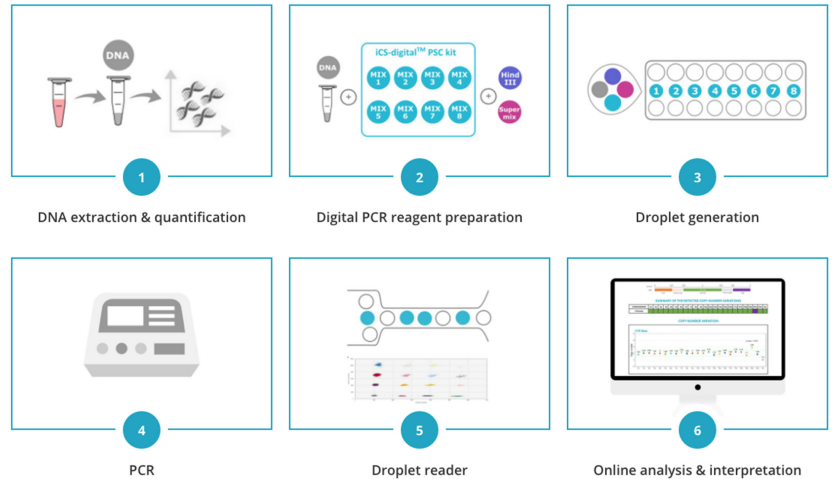


iCS-digital™ PSC 24-probes kit

The iCS-digital™ PSC 24-probes kit allows the detection by digital PCR of more than 90% of recurrent genomic abnormalities in human pluripotent stem cells (hPSCs).

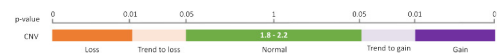


SPECIES	CELL TYPES	COMPATIBLE INSTRUMENTS	STORAGE	SIZE	COVERAGE	MOSAICISM
Human	hPSCs: ESCs & iPSCs	QX100 and QX200 Droplet Digital PCR Bio-Rad system	-20°C upon reception	20 tests	91% of recurrent abnormalities	> 20% (depending on sample quality)

The iCS-digital™ PSC kit is a precise and sensitive test for the detection of the most common genomic defects observed in cultured human Pluripotent Stem Cells (hPSCs). The kit, based on the digital PCR technology, allows the reliable quantification of 24 different DNA targets using eight multiplex assays (Mix 1 to 8). The kit also includes a validated normal genomic DNA control sample (XY).

Data processing, statistical analysis, and graphical representation of the results are performed in an automated and explicit way, thanks to the online iCS-digital™ analysis tool provided by Stem Genomics.

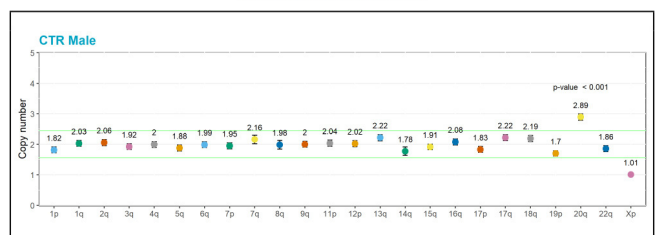
For Research Use Only



SUMMARY OF THE DETECTED COPY NUMBER VARIATIONS

CHROMOSOME	1p	1q	2q	3q	4q	5q	6q	7p	7q	8q	9q	11p	12p	13q	14q	15q	16q	17p	17q	18q	19p	20q	22q	Xp	
CTR Male																									

COPY NUMBER VARIATION



Example of test report generated using the iCS-digital™ software for easy data analysis and interpretation.

The iCS-digital™ PSC kit allows the fast and easy in-house analysis of the most common genomic defects occurring in hPSCs.

Recurrent Genetic Abnormalities in Human Pluripotent Stem Cells: Definition and Routine Detection in Culture Supernatant by Targeted Droplet Digital PCR. Stem Cell Reports 2020 Jan 14; 14(1):1-8.

Assessing the Genome Integrity of Human Induced Pluripotent Stem Cells: What Quality Control Metrics? Stem Cells 2018 Jun; 36(6):814-821.