
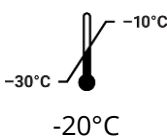


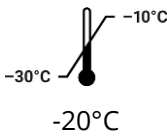


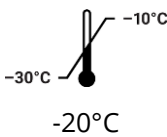





INSTRUCTIONS FOR SAMPLE COLLECTION AND SHIPMENT OF iCS-DIGITAL™ AND STR TESTS

Sample	Method	Volume & concentration	Temperature	
			Storage (optional)	Shipment
 DNA	<p>Harvest genomic DNA from the cell line to be analysed using an appropriate genomic extraction kit.</p> <p>We recommend the use of a column extraction kit for optimal digital PCR results (do not use quick extraction protocols).</p> <p>Determine the concentration and quality of genomic DNA samples using an appropriate method.</p>	<p>DNA concentration: ≥ 10 ng/μL if dosed by Qubit or ≥ 50 ng/μL if dosed by Nanodrop</p> <p>Volume: ≥ 40 μL*</p>	 -20°C	 Room temperature
 Cells	<p>Dissociate cells (with enzymes, EDTA, etc.), centrifuge them (1200 rpm; 5 min), and discard the supernatant. Wash the cell pellet with PBS, centrifuge and discard supernatant.</p> <p>Frozen cell pellets must be sent on dry ice.</p>	<p>Dry pellet ≥ 500,000 cells</p>	 -20°C	 Dry ice
 Cells in culture media	<p>Prepare a 1.5 mL or 2 mL safe-lock tube with ≥ 1 mL of fresh culture media or cell culture supernatant (pipetted before cell dissociation).</p> <p>Dissociate cells (with enzymes, EDTA, etc.) and centrifuge them (1200 rpm; 5 min).</p> <p>Add ≥ 500,000 of dissociated cells to the previously prepared tube and add culture media to reach available volume.</p> <p>Send the cells at room temperature following the instructions below.</p>	<p>≥ 500,000 cells in fresh culture media or supernatant</p>	 -20°C	 Room temperature

*** Warning:** if the volume sent is **< 40μL**, it will be **levelled to 40μL with H2O** then **quantified** with the Qubit fluorometer.


Fill in the [Sample release form](#) carefully for all the samples to be tested and [send it by e-mail in an Excel format to services@stemgenomics.com](#).



Shipment (The following instructions must be strictly followed)

Your sample(s) must be sent in four layers of packaging as follows:

- 1) Sample must be in a **leakproof tube**
- 2) Place the tube in a **first sealed bag with absorbent material** (for example paper towel). The maximum capacity allowed is 1L.
- 3) Place the first sealed bag in a **second bigger and sealed bag**



- 4) Place the sample in a **rigid packaging**, or a **bubble wrap envelop**.

Send it to:

Stem Genomics - Testing Service
IRMB - Hôpital Saint Eloi
80 avenue Augustin Fliche
Phone number and email address to share
with the transporter:
Phone: +33 985 036 160
Email: services@stemgenomics.com

Total declared value: 10 €

Description of Goods: samples, non-infectious, non-hazardous, not for medical purposes, for research purposes only. Goods packed in compliance with all applicable regulations. Not for human use.

HS Code: 3002.59 (or 3002.5900)

The proforma invoice / commercial invoice must clearly indicate the mention "no commercial value" and "value for customs purposes only"

Cell pellets must be sent on dry ice and therefore must comply with Dry Ice Shipping Regulations. Please contact your carrier.